























































































































Artikelübersicht (Kompaktauswahl als Planungshilfe)

Unterschranke 68,5 cm hoch + Sockel									
L/R = Türanschlag links/rechts * = Stellmaß		UBSK.. ◀ cm ▶ 30/40/45/50/60	UBSK.. ◀ cm ▶ 80/90/100/120	UBSKPS 14 ◀ cm ▶ 5-10	UBSKEW 90.. ◀ cm ▶ 5x5/10x10	UA..27 ◀ cm ▶ 30/40/45/50/60	UA..27 ◀ cm ▶ 80/90/100/120	UA..41 ◀ cm ▶ 30/40/45/50/60	UA..41 ◀ cm ▶ 80/90/100/120
USL.. ◀ cm ▶ 10	UPS ◀ cm ▶ 5-15	UEPW90.. ◀ cm ▶ 5x5/10x10	UEPW 135 L/R ◀ cm ▶ 2,1x3,8	UEPW 1351 ◀ cm ▶ 3,1x3,1	UV.. L/R ◀ cm ▶ 20-29/31-59	UV.. DT L/R ◀ cm ▶ 20-29/31-59	U25 L/R ◀ cm ▶ 25	UA 15 DT ◀ cm ▶ 15	UA 15 DTHH ◀ cm ▶ 15
UD 22 L/R ◀ cm ▶ 22,5	UD 22 DT L/R ◀ cm ▶ 22,5	UDA 22 L/R ◀ cm ▶ 22,5	UDA 22 DT L/R ◀ cm ▶ 22,5	U30 HH L/R ◀ cm ▶ 30	U30 DTHH L/R ◀ cm ▶ 30	UVA 30 L/R ◀ cm ▶ 30	UVA 30 DT L/R ◀ cm ▶ 30	USA 30 FLK ◀ cm ▶ 30	USA 30 ISFLK ◀ cm ▶ 30
UA 30 DTFB ◀ cm ▶ 30	USA 30 AB.. ◀ cm ▶ 30	USA 40 AB4 ◀ cm ▶ 40	U2A.. AB.. ◀ cm ▶ 30/40/45/50/60	U.. L/R ◀ cm ▶ 30/40/45/50/60	U.. DT L/R ◀ cm ▶ 30/40/45/50/60	U.. ◀ cm ▶ 80/90/100	U.. DT ◀ cm ▶ 80/90/100	US.. L/R ◀ cm ▶ 30/40/45/50/60	US.. ◀ cm ▶ 80/90/100
U5S.. ◀ cm ▶ 30/40/45/50/60	U3SA.. ◀ cm ▶ 30/40/45/50/60	U2A.. ◀ cm ▶ 30/40/45/50/60	U2A.. ◀ cm ▶ 80/90/100/120	U2SA.. ◀ cm ▶ 30/40/45/50/60	U2SA.. ◀ cm ▶ 80/90/100/120	US2A.. ◀ cm ▶ 30/40/45/50/60	US2A.. ◀ cm ▶ 80/90/100/120	US2A.. ST ◀ cm ▶ 80/90/100/120	US2A90 BF ◀ cm ▶ 90
USAGA 60 ◀ cm ▶ 60	USAGA 90 ◀ cm ▶ 90	USAGA 90 ST ◀ cm ▶ 90	U.. 3IS L/R ◀ cm ▶ 30/40/45/50/60	U.. DT 3IS L/R ◀ cm ▶ 30/40/45/50/60	US.. 2IS L/R ◀ cm ▶ 30/40/45/50/60	USA.. IS ◀ cm ▶ 30/40/45/50/60	US.. ASL L/R ◀ cm ▶ 45/50/60	U 60 AT L/R ◀ cm ▶ 60	U2A 60 AT ◀ cm ▶ 60
U2A.. G.. ◀ cm ▶ 45/50/60	U2A 90 G.. ◀ cm ▶ 90	U2SA.. G.. ◀ cm ▶ 45/50/60	U2SA 90 G.. ◀ cm ▶ 90	US2A.. G.. ◀ cm ▶ 30/45/50/60	US2A 90 G.. ◀ cm ▶ 90	US2A.. G.. ◀ cm ▶ 50/60	US2A 90 G.. ◀ cm ▶ 90	UED.. L/R ◀ cm ▶ 90x90/105x105*	UED.. DT L/R ◀ cm ▶ 90x90/105x105*

Artikelübersicht (Kompaktauswahl als Planungshilfe)

									
UED90D(A)L/R ◀ cm ▶ 90x90*	UED90DT(A)L/R ◀ cm ▶ 90x90*	UE 90 ◀ cm ▶ 90x90*	UE 90 DT ◀ cm ▶ 90x90*	UEK..(A) ◀ cm ▶ 80x80/90x90*	UEK..DT(A) ◀ cm ▶ 80x80/90x90*	UE2A.. ◀ cm ▶ 90x90/105x105*	UE2SA.. ◀ cm ▶ 90x90/105x105*	UES2A.. ◀ cm ▶ 90x90/105x105*	UE..L/R ◀ cm ▶ 105/110/120*
									
UE..DT ◀ cm ▶ 105/110/120*	UES..L/R ◀ cm ▶ 105/110/120*	UE..D(A)L/R ◀ cm ▶ 105/110*	UE..DT(A)L/R ◀ cm ▶ 105/110*	UES..D(A)L/R ◀ cm ▶ 105/110*	UE..SE L/R ◀ cm ▶ 110/115/120*	UE..DTSE L/R ◀ cm ▶ 110/115/120*	UES..SE L/R ◀ cm ▶ 110/115/120*	UE..MC L/R ◀ cm ▶ 110/115*	UE..DTMC L/R ◀ cm ▶ 110/115*
									
UES..MC L/R ◀ cm ▶ 110/115*	UPR..L/R ◀ cm ▶ 30/40/45/50/60	UPR..DT L/R ◀ cm ▶ 30/40/45/50/60	UR 15 FL.. ◀ cm ▶ 15	UR 15 HH.. ◀ cm ▶ 15	URV.. ◀ cm ▶ 15-39/40-60	UR..WK.. ◀ cm ▶ 30/60	UAR 35..L/R ◀ cm ▶ 35	U.R 35 L/R ◀ cm ▶ 35	
Spül- unterschränke 68,5 cm hoch + Sockel									
L/R = Türanschlag links/rechts * = Stellmaß		SPU..L/R ◀ cm ▶ 45/50/60	SPU..DT L/R ◀ cm ▶ 45/50/60	SPUS..L/R ◀ cm ▶ 45/50/60	SPUA..L/R ◀ cm ▶ 45/50/60	SPUA..DT L/R ◀ cm ▶ 45/50/60	SPUAS..L/R ◀ cm ▶ 45/50/60	SPU..TL ◀ cm ▶ 45/50/60	SPU..DTTL ◀ cm ▶ 45/50/60
									
SPU..AB ◀ cm ▶ 50/60	SPU..DTAB ◀ cm ▶ 50/60	SPU.. ◀ cm ▶ 80/90/100/120	SPU..DT ◀ cm ▶ 80/90/100/120	SPUS..L/R ◀ cm ▶ 90/100	SPUSA..(NA) ◀ cm ▶ 90/100/120	SPU2A.. ◀ cm ▶ 90/100/120	SPU2A..BT ◀ cm ▶ 90/100/120	SPU2A90 BF ◀ cm ▶ 90	SPUED90 L/R ◀ cm ▶ 90x90*
									
SPUED90DT L/R ◀ cm ▶ 90x90*	SPUED 105 L/R ◀ cm ▶ 105x105*	SPUED 105DT L/R ◀ cm ▶ 105x105*	SPUE 90 ◀ cm ▶ 90x90*	SPUE 90 DT ◀ cm ▶ 90x90*	SPUE..L/R ◀ cm ▶ 105/110/120*	DKPL 1	FGSI.. ◀ cm ▶ 45/60	FWI 60 L/R ◀ cm ▶ 60	FGSVI.. ◀ cm ▶ 45/60
									
FGSVI..DT ◀ cm ▶ 45/60	FUK 60/FWVI 60 ◀ cm ▶ L/R 60	FUK 60DT/FWVI 60DT ◀ cm ▶ L/R 60							

Artikelübersicht (Kompaktauswahl als Planungshilfe)

Geräte- unterschränke 68,5 cm hoch + Sockel L/R = Türanschlag links/rechts									
		UH60 ◀ cm ▶ 60	UHGS60 ◀ cm ▶ 60	UMW60 ◀ cm ▶ 60	UBOS90 ◀ cm ▶ 90	UKMS 60 L/R ◀ cm ▶ 60	UKMS2A60 ◀ cm ▶ 60	UKMS2A.. ◀ cm ▶ 80/90/100/120	UKM2SA60 ◀ cm ▶ 60
									
UKM2SA.. ◀ cm ▶ 80/90/100/120	UKM2A90 BF ◀ cm ▶ 90								
Maxi- Unterschränke 82 cm hoch + Sockel L/R = Türanschlag links/rechts * = Stellmaß									
		MUSL.. ◀ cm ▶ 10	MUPS ◀ cm ▶ 5-15	MUEPW 90.. ◀ cm ▶ 5x5/10x10	MUEPW 135 L/R ◀ cm ▶ 2,1x3,8	MUEPW 1351 ◀ cm ▶ 3,1x3,1	MUV.. L/R ◀ cm ▶ 20-29/31-59	MUV..DT L/R ◀ cm ▶ 20-29/31-59	MU 25 L/R ◀ cm ▶ 25
									
MUA 15 DT ◀ cm ▶ 15	MUA 15 DTHH ◀ cm ▶ 15	MUD 22 L/R ◀ cm ▶ 22,5	MUD 22 DT L/R ◀ cm ▶ 22,5	MUDA 22 L/R ◀ cm ▶ 22,5	MUDA 22 DT L/R ◀ cm ▶ 22,5	MUTA 30 HH L/R ◀ cm ▶ 30	MUSVA 30 L/R ◀ cm ▶ 30	MU2SA30 FLK ◀ cm ▶ 30	MU2A30 FLK ◀ cm ▶ 30
									
MUSA 30 FB ◀ cm ▶ 30	MU2SA30 AB.. ◀ cm ▶ 30	MU2SA40 AB4 ◀ cm ▶ 40	MU2A..AB.. ◀ cm ▶ 30/40/45/50/60	MU2A..ISA.. ◀ cm ▶ 30/40/45/50/60	MU.. L/R ◀ cm ▶ 30/40/45/50/60	MU..DT L/R ◀ cm ▶ 30/40/45/50/60	MU.. ◀ cm ▶ 80/90/100	MU..DT ◀ cm ▶ 80/90/100	MUS.. L/R ◀ cm ▶ 30/40/45/50/60
									
MUS.. ◀ cm ▶ 80/90/100	MU2S.. L/R ◀ cm ▶ 30/40/45/50/60	MU6S.. ◀ cm ▶ 30/40/45/50/60	MU2A.. ◀ cm ▶ 30/40/45/50/60	MU2A..IS ◀ cm ▶ 30/40/45/50/60	MU2A.. ◀ cm ▶ 80/90/100/120	MU2A..IS ◀ cm ▶ 80/90/100/120	MUS2A.. ◀ cm ▶ 30/40/45/50/60	MUS2A.. ◀ cm ▶ 80/90/100/120	MU3SA.. ◀ cm ▶ 30/40/45/50/60
									
MU3SA.. ◀ cm ▶ 80/90/100/120	MU2S2A.. ◀ cm ▶ 30/40/45/50/60	MU2S2A.. ◀ cm ▶ 80/90/100/120	MU2S2A..T ◀ cm ▶ 80/90/100/120	MU3A.. ◀ cm ▶ 30/40/45/50/60	MU3A.. ◀ cm ▶ 80/90/100/120	MU3A..BT ◀ cm ▶ 80/90/100/120	MU3A90 BF ◀ cm ▶ 90	MU..4 IS L/R ◀ cm ▶ 30/40/45/50/60	MU..DT4 IS L/R ◀ cm ▶ 30/40/45/50/60

Artikelübersicht (Kompaktauswahl als Planungshilfe)

MUS..3IS L/R ◀ cm ▶ 30/40/45/50/60	MUS..ASL L/R ◀ cm ▶ 45/50/60	MU2A..G. ◀ cm ▶ 45/50/60	MU2A90G. ◀ cm ▶ 90	MUS2A..G. ◀ cm ▶ 45/50/60	MUS2A90G. ◀ cm ▶ 90	MU3SA..G. ◀ cm ▶ 45/50/60	MU3SA90G. ◀ cm ▶ 90	MU2S2A..G. ◀ cm ▶ 30/45/50/60	MU2S2A90G. ◀ cm ▶ 90
MU3A..G. ◀ cm ▶ 30/45/50/60	MU3A90G. ◀ cm ▶ 90	MU2S2A..G. ◀ cm ▶ 50/60	MU2S2A90G. ◀ cm ▶ 90	MU3A..G. ◀ cm ▶ 50/60	MU3A90G. ◀ cm ▶ 90	MUED..L/R ◀ cm ▶ 90x90/105x105*	MUED..DT L/R ◀ cm ▶ 90x90/105x105*	MUED90D(A)L/R ◀ cm ▶ 90x90*	MUED90DTD(A) L/R ◀ cm ▶ 90x90*
MUE90 ◀ cm ▶ 90x90*	MUE90DT ◀ cm ▶ 90x90*	MUEK..(A) ◀ cm ▶ 80x80/90x90*	MUEK..DT(A) ◀ cm ▶ 80x80/90x90*	MUEK..3(A) ◀ cm ▶ 80x80/90x90*	MUEK..3DT(A) ◀ cm ▶ 80x80/90x90*	MUE2A.. ◀ cm ▶ 90x90/105x105*	MUES2A.. ◀ cm ▶ 90x90/105x105*	MUE3A.. ◀ cm ▶ 90x90/105x105*	MUE2S2A.. ◀ cm ▶ 90x90/105x105*
MUES..L/R ◀ cm ▶ 105/110/120*	MUES..D(A)L/R ◀ cm ▶ 105/110*	MUES..SEL/R ◀ cm ▶ 110/115/120*	MUES..MCL/R ◀ cm ▶ 110/115*	MUPR..L/R ◀ cm ▶ 30/40/45/50/60	MUPR..DT L/R ◀ cm ▶ 30/40/45/50/60	MUR15FL.. ◀ cm ▶ 15	MUR15HH.. ◀ cm ▶ 15	MURV.. ◀ cm ▶ 15-39/40-60	MUR..WK.. ◀ cm ▶ 30/60
MUAR35..L/R ◀ cm ▶ 35	MU.R35 L/R ◀ cm ▶ 35								
<p>Maxi-Spül- unterschranke 82 cm hoch + Sockel</p> <p>L/R = Türanschlag links/rechts * = Stellmaß</p>									
		MSPU..L/R ◀ cm ▶ 45/50/60	MSPU..DT L/R ◀ cm ▶ 45/50/60	MSPUS..L/R ◀ cm ▶ 45/50/60	MSPUA..L/R ◀ cm ▶ 45/50/60	MSPUA..DT L/R ◀ cm ▶ 45/50/60	MSPUAS..L/R ◀ cm ▶ 45/50/60	MSPU..TL ◀ cm ▶ 45/50/60	MSPU..DT TL ◀ cm ▶ 45/50/60
MSPUS..AB ◀ cm ▶ 50/60	MSPUSA..AB ◀ cm ▶ 50/60	MSPU.. ◀ cm ▶ 80/90/100/120	MSPU..DT ◀ cm ▶ 80/90/100/120	MSPUS..L/R ◀ cm ▶ 90/100	MSPU2A..(NA) ◀ cm ▶ 90/100/120	MSPU2SA..(NA) ◀ cm ▶ 90/100/120	MSPUS2A.. ◀ cm ▶ 90/100/120	MSPUS2A..T ◀ cm ▶ 90/100/120	MSPUS2A90B ◀ cm ▶ 90

Artikelübersicht (Kompaktauswahl als Planungshilfe)

MSPUED.. L/R ◀ cm ▶ 90x90/105x105*	MSPUED..DT L/R ◀ cm ▶ 90x90/105x105*	MSPUE.. L/R ◀ cm ▶ 105/110/120*	FMGSI.. ◀ cm ▶ 45/60	FMGSVI.. ◀ cm ▶ 45/60	FMGSVI.. DT ◀ cm ▶ 45/60	FMUK60/FMWVI60 L/R ◀ cm ▶ 60	FMUK60DT/FMWVI60DT ◀ cm ▶ 60	SOP45../SOP60.. ◀ cm ▶ 45/60	
Maxi-Geräte- unterschränke 82 cm hoch + Sockel L/R = Türanschlag links/rechts									
		MUH60 ◀ cm ▶ 60	MUHS60 ◀ cm ▶ 60	MUMW60 ◀ cm ▶ 60	MUBOA90 ◀ cm ▶ 90	MUBOA90BT ◀ cm ▶ 90	MUKMS60 L/R ◀ cm ▶ 60	MUKMS2A60 ◀ cm ▶ 60	MUKMS2A.. ◀ cm ▶ 80/90/100/120
MUKM3SA60 ◀ cm ▶ 60	MUKM3SA.. ◀ cm ▶ 80/90/100/120	MUKM2S2A60 ◀ cm ▶ 60	MUKM2S2A.. ◀ cm ▶ 80/90/100/120	MUKMS2A90B ◀ cm ▶ 90					
Highboard- schränke 89 cm hoch + Sockel L/R = Türanschlag links/rechts									
		B.. L/R ◀ cm ▶ 30/40/45/50/60	B.. ◀ cm ▶ 80/90/100	B.. G.. L/R ◀ cm ▶ 45/50/60	B.. G.. ◀ cm ▶ 90/100	B.. G.. L/R ◀ cm ▶ 45/50/60	B.. G.. ◀ cm ▶ 90/100	B.. G.. L/R ◀ cm ▶ 45/50/60	B.. G.. ◀ cm ▶ 90/100
BRV.. ◀ cm ▶ 15-39/40-60	BAR35.. ◀ cm ▶ 35	B.R35 ◀ cm ▶ 35							
Hochschränke 111,2/112,1 cm hoch 117,9/118,8 cm hoch + Sockel									
		HUA.. 111 ◀ cm ▶ 48,2/63,2	HUA.. 112.. ◀ cm ▶ 50/65	HUAV.. 111 ◀ cm ▶ 48,2/63,2	HUAV.. 112.. ◀ cm ▶ 50/65		HUAV63117 ◀ cm ▶ 63,2	HUAV65118.. ◀ cm ▶ 65	
Hochschränke 131 cm hoch + Sockel L/R = Türanschlag links/rechts									
		HSL131.. ◀ cm ▶ 10	HPS131 ◀ cm ▶ 5-15	HEPW13190 ◀ cm ▶ 5x5	HD22131 L/R ◀ cm ▶ 22,5	HDA22131 L/R ◀ cm ▶ 22,5	HVA30131 ◀ cm ▶ 30	HVA30131A ◀ cm ▶ 30	HVA30131S ◀ cm ▶ 30

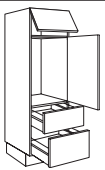
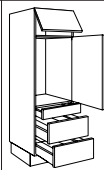
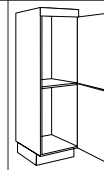
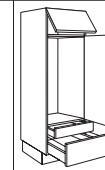
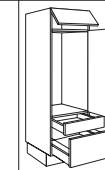
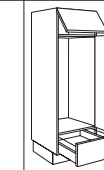

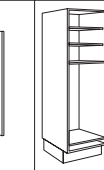


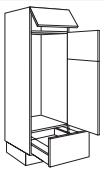
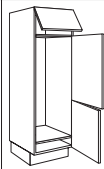
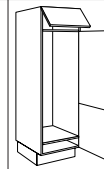
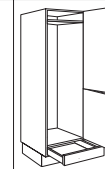
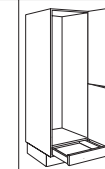
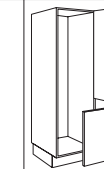





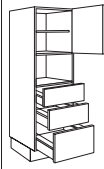
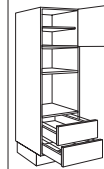

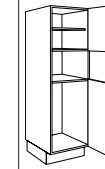
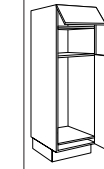
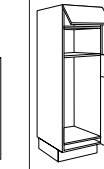
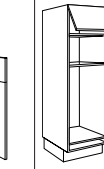
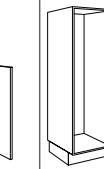
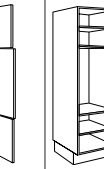
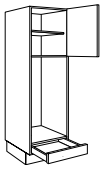
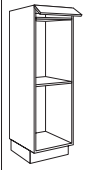
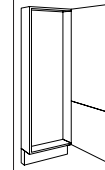
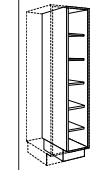
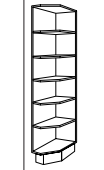










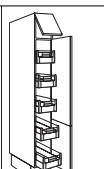
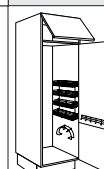


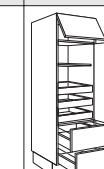
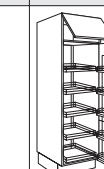


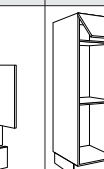
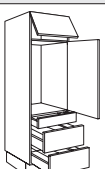
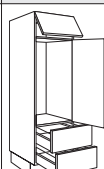
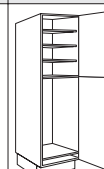
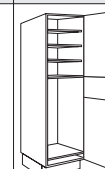
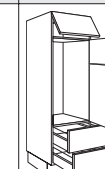
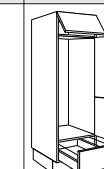


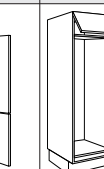
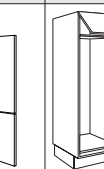
Artikelübersicht (Kompaktauswahl als Planungshilfe)

HVA 30 131 SA ◀ cm ▶ 30	HVT.. 131IA L/R ◀ cm ▶ 30/45/50/60	HG.. 131 L/R ◀ cm ▶ 30/45/50/60	HG.. 131G.. L/R ◀ cm ▶ 30/50/60	H 131 31 L/R ◀ cm ▶ 60	H 131 29 L/R ◀ cm ▶ 60	H 131 43 L/R ◀ cm ▶ 60	H 131 30 L/R ◀ cm ▶ 60	H 131 32 L/R ◀ cm ▶ 60	H 131 47 ◀ cm ▶ 60
H 131 47 H ◀ cm ▶ 60	H 131 46 L/R ◀ cm ▶ 60	H 131 40 L/R ◀ cm ▶ 60	H 131 41 ◀ cm ▶ 60	H 131 42 L/R ◀ cm ▶ 60	H 131 99 L/R ◀ cm ▶ 60	H 90 131 BT ◀ cm ▶ 90	H 90 131 ◀ cm ▶ 90	HPR.. 131 L/R ◀ cm ▶ 30/45/50/60	HU.. 131 ◀ cm ▶ 48,2/63,2
HU.. 131 .. ◀ cm ▶ 50/65	HUV.. 131 ◀ cm ▶ 48,2/63,2	HUV.. 131 .. ◀ cm ▶ 50/65	HR 131V.. ◀ cm ▶ 15-39/40-60	HAR35131.. L/R ◀ cm ▶ 35	H.R35 131 L/R ◀ cm ▶ 35				
<p>Hochschränke 158,1 cm hoch + Sockel</p> <p>L/R = Türanschlag links/rechts</p>									
	HSL 158.. ◀ cm ▶ 10	HPS 158 ◀ cm ▶ 5-15	HEPW 158 90 ◀ cm ▶ 5x5	HD 22 158 L/R ◀ cm ▶ 22,5	HDA22 158 L/R ◀ cm ▶ 22,5	HVA 30 158 ◀ cm ▶ 30	HVA30 158 A ◀ cm ▶ 30	HVA 30 158 S ◀ cm ▶ 30	
HVA 30 158 SA ◀ cm ▶ 30	HVT.. 158IA L/R ◀ cm ▶ 30/45/50/60	HG.. 158 L/R ◀ cm ▶ 30/45/50/60	HG.. 158G.. L/R ◀ cm ▶ 30/50/60	H 158 31 L/R ◀ cm ▶ 60	H 158 29 L/R ◀ cm ▶ 60	H 158 43 L/R ◀ cm ▶ 60	H 158 30 L/R ◀ cm ▶ 60	H 158 32 L/R ◀ cm ▶ 60	H 158 34 L/R ◀ cm ▶ 60
H 158 47 L/R ◀ cm ▶ 60	H 158 47 H L/R ◀ cm ▶ 60	H 158 46 L/R ◀ cm ▶ 60	H 158 46 G L/R ◀ cm ▶ 60	H 158 50 L/R ◀ cm ▶ 60	H 158 40 L/R ◀ cm ▶ 60	H 158 41 L/R ◀ cm ▶ 60	H 158 42 L/R ◀ cm ▶ 60	H 158 99 L/R ◀ cm ▶ 60	HPR.. 158 L/R ◀ cm ▶ 30/45/50/60
HU.. 158 ◀ cm ▶ 48,2/63,2	HU.. 158 .. ◀ cm ▶ 50/65	HUV.. 158 ◀ cm ▶ 48,2/63,2	HUV.. 158 .. ◀ cm ▶ 50/65	HR 158V.. ◀ cm ▶ 15-39/40-60	HAR35158.. L/R ◀ cm ▶ 35	H.R35 158 L/R ◀ cm ▶ 35			






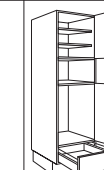

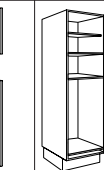


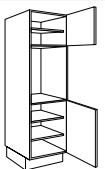
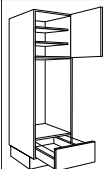
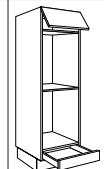
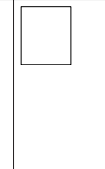
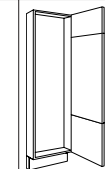
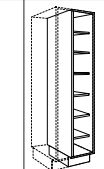
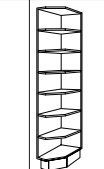

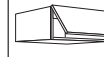
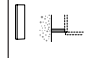

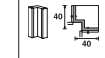

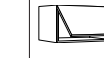
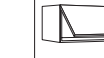


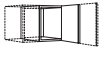
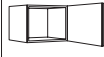
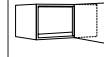
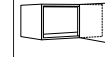
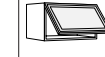
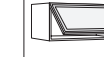
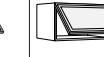

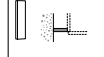

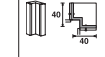
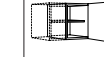
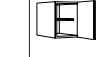
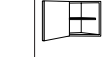


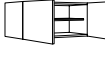

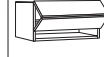
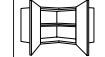
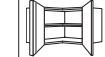
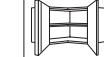
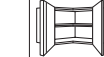
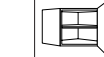
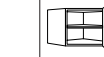

Artikelübersicht (Kompaktauswahl als Planungshilfe)

Hochschränke 184,5 cm hoch + Sockel L/R = Türanschlag links/rechts									
HSL 184.. ◀ cm ▶ 10	HPS 184 ◀ cm ▶ 5-15	HEPW 184 90 ◀ cm ▶ 5x5	HD 22 184 L/R ◀ cm ▶ 22,5	HDA22184 L/R ◀ cm ▶ 22,5	HVA 30 184 ◀ cm ▶ 30	HVA 30 184 A ◀ cm ▶ 30	HVA 30 184 S ◀ cm ▶ 30	HVA 30 184 SA ◀ cm ▶ 30	HVT.. 184IA L/R ◀ cm ▶ 30/45/50/60
HB.. 184 L/R ◀ cm ▶ 30/45/50/60	HG.. 184 L/R ◀ cm ▶ 30/45/50/60	HV 60 184 L/R ◀ cm ▶ 60	HV60 184IS L/R ◀ cm ▶ 60	HVI60 184 L/R ◀ cm ▶ 60	HG.. 184 G.. L/R ◀ cm ▶ 30/50/60	H 184 31 L/R ◀ cm ▶ 60	H 184 29 L/R ◀ cm ▶ 60	H 184 27 L/R ◀ cm ▶ 60	H 184 43 L/R ◀ cm ▶ 60
H 184 30 L/R ◀ cm ▶ 60	H 184 60 L/R ◀ cm ▶ 60	H 184 62 L/R ◀ cm ▶ 60	H 184 32 L/R ◀ cm ▶ 60	H 184 37 L/R ◀ cm ▶ 60	H 184 34 L/R ◀ cm ▶ 60	H 184 36 L/R ◀ cm ▶ 60	H 184 38 L/R ◀ cm ▶ 60	H 184 33 L/R ◀ cm ▶ 60	H 184 39 L/R ◀ cm ▶ 60
H 184 40 L/R ◀ cm ▶ 60	H 184 41 L/R ◀ cm ▶ 60	H 184 42 L/R ◀ cm ▶ 60	H 184 54 L/R ◀ cm ▶ 60	H 184 47 ◀ cm ▶ 60	H 184 46 L/R ◀ cm ▶ 60	H 184 48 L/R ◀ cm ▶ 60	H 184 49 L/R ◀ cm ▶ 60	H 184 50 L/R ◀ cm ▶ 60	H 184 99 L/R ◀ cm ▶ 60
H 184 20 L/R ◀ cm ▶ 60	H 184 25 ◀ cm ▶ 60	H 184 26 ◀ cm ▶ 60	DKPL 2 DKPL 3	HPR.. 184 L/R ◀ cm ▶ 30/45/50/60	HR 184 V.. ◀ cm ▶ 15-39/40-60	HAR 35 184.. L/R ◀ cm ▶ 35	H.R35 184 L/R ◀ cm ▶ 35	HVA 30 198 SA ◀ cm ▶ 30	HVT.. 198IA L/R ◀ cm ▶ 30/45/50/60
								Hochschränke 198 cm hoch + Sockel L/R = Türanschlag links/rechts	
HB.. 198 L/R ◀ cm ▶ 30/45/50/60	HG.. 198 L/R ◀ cm ▶ 30/45/50/60	HV 60 198IS L/R ◀ cm ▶ 60	HV60 198ISV L/R ◀ cm ▶ 60	HVI60 198 L/R ◀ cm ▶ 60	HV 60 198 L/R ◀ cm ▶ 60	HV 60 198 V L/R ◀ cm ▶ 60	H 198 31 L/R ◀ cm ▶ 60		
HSL 198.. ◀ cm ▶ 10	HPS 198 ◀ cm ▶ 5-15	HEPW 198 90 ◀ cm ▶ 5x5	HD 22 198 L/R ◀ cm ▶ 22,5	HDA22198 L/R ◀ cm ▶ 22,5	HVA 30 198 ◀ cm ▶ 30	HVA 30 198 A ◀ cm ▶ 30	HVA 30 198 S ◀ cm ▶ 30		

Artikelübersicht (Kompaktauswahl als Planungshilfe)

									
H 19829 L/R ◀ cm ▶ 60	H 19828 L/R ◀ cm ▶ 60	H 19827 L/R ◀ cm ▶ 60	H 19843 L/R ◀ cm ▶ 60	H 19883 L/R ◀ cm ▶ 60	H 19830 L/R ◀ cm ▶ 60	H 19870 L/R ◀ cm ▶ 60	H 19860 L/R ◀ cm ▶ 60	H 19862 L/R ◀ cm ▶ 60	H 19832 L/R ◀ cm ▶ 60
									
H 19872 L/R ◀ cm ▶ 60	H 19834 L/R ◀ cm ▶ 60	H 19836 L/R ◀ cm ▶ 60	H 19838 L/R ◀ cm ▶ 60	H 19833 L/R ◀ cm ▶ 60	H 19839 L/R ◀ cm ▶ 60	H 19840 L/R ◀ cm ▶ 60	H 19841 L/R ◀ cm ▶ 60	H 19842 L/R ◀ cm ▶ 60	H 19882 L/R ◀ cm ▶ 60
									
H 19854 L/R ◀ cm ▶ 60	H 19884 L/R ◀ cm ▶ 60	H 19847 L/R ◀ cm ▶ 60	H 19887 L/R ◀ cm ▶ 60	H 19846 L/R ◀ cm ▶ 60	H 19848 L/R ◀ cm ▶ 60	H 19849 L/R ◀ cm ▶ 60	H 19850 L/R ◀ cm ▶ 60	H 19899 L/R ◀ cm ▶ 60	H 19820 L/R ◀ cm ▶ 60
		DKPL 2 DKPL 3							
H 19825.. L/R ◀ cm ▶ 60	H 19826 ◀ cm ▶ 60	DKPL 2 DKPL 3	HPR.. 198 L/R ◀ cm ▶ 30/45/50/60	HR 198 V.. ◀ cm ▶ 15-39/40-60	HAR 35 198.. L/R ◀ cm ▶ 35	H.R 35 198 L/R ◀ cm ▶ 35			
Hochschränke 219,5 cm hoch + Sockel									
L/R = Türanschlag links/rechts									
		HSL 219.. ◀ cm ▶ 10	HPS 219 ◀ cm ▶ 5-15	HEPW 21990 ◀ cm ▶ 5x5	HD 22219 L/R ◀ cm ▶ 22,5	HDA 22219 L/R ◀ cm ▶ 22,5	HVA 30219 ◀ cm ▶ 30	HVA 30219A ◀ cm ▶ 30	HVA 30219S ◀ cm ▶ 30
									
HVA 30219 SA ◀ cm ▶ 30	HVT.. 219IA L/R ◀ cm ▶ 30/45/50/60	HB.. 219L/R ◀ cm ▶ 30/45/50/60	HG.. 219L/R ◀ cm ▶ 30/45/50/60	HV 60 219 L/R ◀ cm ▶ 60	HV 60 219IS L/R ◀ cm ▶ 60	HVI 60 219 L/R ◀ cm ▶ 60	H 21931 L/R ◀ cm ▶ 60	H 21929 L/R ◀ cm ▶ 60	H 21927 L/R ◀ cm ▶ 60
									
H 21943 L/R ◀ cm ▶ 60	H 21930 L/R ◀ cm ▶ 60	H 21960 L/R ◀ cm ▶ 60	H 21962 L/R ◀ cm ▶ 60	H 21932 L/R ◀ cm ▶ 60	H 21934 L/R ◀ cm ▶ 60	H 21936 L/R ◀ cm ▶ 60	H 21938 L/R ◀ cm ▶ 60	H 21933 L/R ◀ cm ▶ 60	H 21939 L/R ◀ cm ▶ 60

Artikelübersicht (Kompaktauswahl als Planungshilfe)

									
H21940 L/R ◀ cm ▶ 60	H21941 L/R ◀ cm ▶ 60	H21942 L/R ◀ cm ▶ 60	H21954 L/R ◀ cm ▶ 60	H21947 L/R ◀ cm ▶ 60	H21946 L/R ◀ cm ▶ 60	H21948 L/R ◀ cm ▶ 60	H21949 L/R ◀ cm ▶ 60	H21950 L/R ◀ cm ▶ 60	H21999 L/R ◀ cm ▶ 60
									
H21920 L/R ◀ cm ▶ 60	H21925 L/R ◀ cm ▶ 60	H21926 L/R ◀ cm ▶ 60	DKPL2 DKPL3	HPR..219 L/R ◀ cm ▶ 30/45/50/60	HR219V.. ◀ cm ▶ 15-39/40-60	HAR35219.. L/R ◀ cm ▶ 35	H.R35219 L/R ◀ cm ▶ 35		
Aufsätze für Hochschränke 27 cm hoch									
		HA..27 ◀ cm ▶ 30/45/50/60							
Oberschränke 40,8 cm hoch									
L/R = Türanschlag links/rechts		OSL40.. ◀ cm ▶ 10	OPS40 ◀ cm ▶ 5-15	OEPW4090 ◀ cm ▶ 40x40	O40V..LT ◀ cm ▶ 20-29/31-59	O..40LT ◀ cm ▶ 30/40/45/50/60	O..40LT ◀ cm ▶ 80/90/100/120	O..40HK ◀ cm ▶ 30/40/45/50/60	O..40HK ◀ cm ▶ 80/90/100/120
									
O40V.. L/R ◀ cm ▶ 20-29/31-59	O..40 L/R ◀ cm ▶ 30/40/45/50/60	OE8040 L/R ◀ cm ▶ 80x40	OE9040 L/R ◀ cm ▶ 90x40	O..40LTG.. ◀ cm ▶ 45/50/60	O..40LTG.. ◀ cm ▶ 80/90	O..40HKG.. ◀ cm ▶ 45/50/60	O..40HKG.. ◀ cm ▶ 80/90		
Oberschränke 54 cm hoch									
L/R = Türanschlag links/rechts		OSL54.. ◀ cm ▶ 10	OPS54 ◀ cm ▶ 5-10/11-29	OEPW5490 ◀ cm ▶ 40x40	O54V.. L/R ◀ cm ▶ 20-29/31-59	O2554 L/R ◀ cm ▶ 25	OD2254 L/R ◀ cm ▶ 22,5	O..54 L/R ◀ cm ▶ 30/40/45/50/60	O..54 WZ L/R ◀ cm ▶ 30/40/45/50/60
									
O..54 ◀ cm ▶ 80/90/100	O6054 FT L/R ◀ cm ▶ 60	O..54 FHB ◀ cm ▶ 60/80/90/100	OE6054 ◀ cm ▶ 60x60	OE6554 ◀ cm ▶ 65x65	OE808054 ◀ cm ▶ 80x80	OE909054 ◀ cm ▶ 90x90	OED6054 L/R ◀ cm ▶ 60x60	OED6554 L/R ◀ cm ▶ 65x65	OE8054 L/R ◀ cm ▶ 80x40


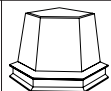
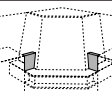





















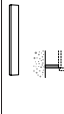
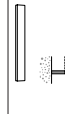




























Artikelübersicht (Kompaktauswahl als Planungshilfe)

OE 90 54 L/R ◄ cm ► 90x40	OMW .. 54 ◄ cm ► 50/60	OPR .. 54 L/R ◄ cm ► 30/40/45/50/60	O .. 54 G.. L/R ◄ cm ► 45/50/60	O .. 54 G.. ◄ cm ► 90/100	O .. 54 G.. L/R ◄ cm ► 45/50/60	O .. 54 G.. ◄ cm ► 90/100	O .. 54 G.. L/R ◄ cm ► 45/50/60	O .. 54 G.. ◄ cm ► 90/100	O .. 54 FHBG.. ◄ cm ► 60/90
O .. 54 KFH G.. ◄ cm ► 60/90	O .. 54 KFH G.. ◄ cm ► 60/90	OR 15 54 FL.. ◄ cm ► 15	OR 54 V.. ◄ cm ► 15-39/40-60	OAR 35 54.. ◄ cm ► 35	O .. R 35 54 ◄ cm ► 35	ODR 22 54.. ◄ cm ► 22,5	OER 60 54.. ◄ cm ► 60x60	OER 65 54.. ◄ cm ► 65x65	
Oberschränke 70 cm hoch									
L/R = Türanschlag links/rechts									
		OSL 70.. ◄ cm ► 10	OPS 70 ◄ cm ► 5-15	OEPW 70 90 ◄ cm ► 40x40	O 70 V.. L/R ◄ cm ► 20-29/31-59	O 25 70 L/R ◄ cm ► 25	OD 22 70 L/R ◄ cm ► 22,5	O .. 70 L/R ◄ cm ► 30/40/45/50/60	O .. 70 WZ L/R ◄ cm ► 30/40/45/50/60
O .. 70 ◄ cm ► 80/90/100	O .. 70 SF ◄ cm ► 60/90	O 60 70 FT L/R ◄ cm ► 60	O .. 70 FHB ◄ cm ► 60/90	OE 60 70 ◄ cm ► 60x60	OE 65 70 ◄ cm ► 65x65	OE 80 80 70 ◄ cm ► 80x80	OE 90 90 70 ◄ cm ► 90x90	OED 60 70 L/R ◄ cm ► 60x60	OED 65 70 L/R ◄ cm ► 65x65
OEDK 60 70 (A) L/R ◄ cm ► 60x60	OEDK 65 70 (A) L/R ◄ cm ► 65x65	OE 80 70 L/R ◄ cm ► 80x40	OE 90 70 L/R ◄ cm ► 90x40	OMW .. 70 ◄ cm ► 50/60	OPR .. 70 L/R ◄ cm ► 30/40/45/50/60	O .. 70 G.. L/R ◄ cm ► 45/50/60	O .. 70 G.. ◄ cm ► 90/100	O .. 70 G.. L/R ◄ cm ► 45/50/60	O .. 70 G.. ◄ cm ► 90/100
O .. 70 G.. L/R ◄ cm ► 45/50/60	O .. 70 G.. ◄ cm ► 90/100	O .. 70 SFG.. ◄ cm ► 60/90	O .. 70 FHB G.. ◄ cm ► 60/90	O .. 70 KFH G.. ◄ cm ► 60/90	OR 15 70 FL.. ◄ cm ► 15	OR 70 V.. ◄ cm ► 15-39/40-60	OAR 35 70 ◄ cm ► 35	O .. R 35 70 ◄ cm ► 35	ODR 22 70.. ◄ cm ► 22,5
OER 60 70.. ◄ cm ► 60x60	OER 65 70.. ◄ cm ► 65x65	OE 60 70 FD.. ◄ cm ► 60	OE 90 70 FD.. ◄ cm ► 90						

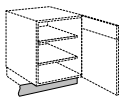
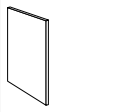
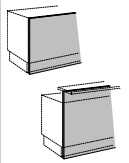


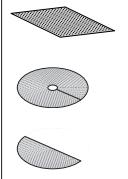
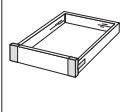
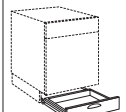
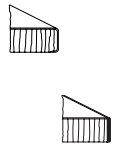
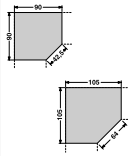
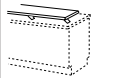
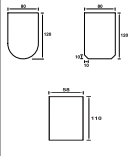
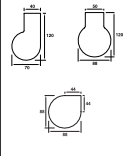
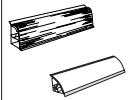

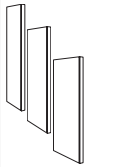
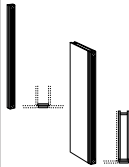
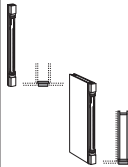
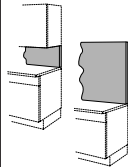
Artikelübersicht (Kompaktauswahl als Planungshilfe)

Oberschränke 89 cm hoch L/R = Türanschlag links/rechts										
		OSL 89.. ◀ cm ▶ 10	OPS 89 ◀ cm ▶ 5-15	OEPW 89 90 ◀ cm ▶ 40x40	O 89V.. L/R ◀ cm ▶ 20-29/31-59	O 25 89 L/R ◀ cm ▶ 25	OD 22 89 L/R ◀ cm ▶ 22,5	O .. 89 L/R ◀ cm ▶ 30/40/45/50/60	O .. 89 WZ L/R ◀ cm ▶ 30/40/45/50/60	
O .. 89 ◀ cm ▶ 80/90/100	O 60 89 FT L/R ◀ cm ▶ 60	OE 60 89 ◀ cm ▶ 60x60	OE 65 89 ◀ cm ▶ 65x65	OE 80 80 89 ◀ cm ▶ 80x80	OE 90 90 89 ◀ cm ▶ 90x90	OED 60 89 L/R ◀ cm ▶ 60x60	OED 65 89 L/R ◀ cm ▶ 65x65	OEDK 60 89 (A) L/R ◀ cm ▶ 60x60	OEDK 65 89 (A) L/R ◀ cm ▶ 65x65	
OE 80 89 L/R ◀ cm ▶ 80x40	OE 90 89 L/R ◀ cm ▶ 90x40	OMW .. 89 ◀ cm ▶ 50/60	OPR .. 89 L/R ◀ cm ▶ 30/40/45/50/60	O .. 89 G.. L/R ◀ cm ▶ 45/50/60	O .. 89 G.. ◀ cm ▶ 90/100	O .. 89 G.. L/R ◀ cm ▶ 45/50/60	O .. 89 G.. ◀ cm ▶ 90/100	O .. 89 G.. L/R ◀ cm ▶ 45/50/60	O .. 89 G.. ◀ cm ▶ 90/100	
OR 15 89 FL.. ◀ cm ▶ 15	OR 89 V.. ◀ cm ▶ 15-39/40-60	OAR 35 89.. ◀ cm ▶ 35	O.R 35 89 ◀ cm ▶ 35	ODR 22 89.. ◀ cm ▶ 22,5	OER 60 89.. ◀ cm ▶ 60x60	OER 65 89.. ◀ cm ▶ 65x65	OR 60 89 FD.. ◀ cm ▶ 60	OR 90 89 FD.. ◀ cm ▶ 90		
Dunsthaubenschränke L/R = Türanschlag links/rechts										
		ODH 60 20 ◀ cm ▶ 60	ODH 60 35 ◀ cm ▶ 60	FDHI 45 60 ◀ cm ▶ 60	FDHI 54 60 ◀ cm ▶ 60	OFH .. 54 L/R ◀ cm ▶ 45/60	OFH 90 54 ◀ cm ▶ 90	OFH 90 54 60 ◀ cm ▶ 90	OFH 60 54 FT L/R ◀ cm ▶ 60	
OAMW 60 54 ◀ cm ▶ 60	OFH .. 70 L/R ◀ cm ▶ 45/60	OFH 90 70 ◀ cm ▶ 90	OFH 90 70 60 ◀ cm ▶ 90	OFH 60 70 FT L/R ◀ cm ▶ 60	OAMW 60 70 ◀ cm ▶ 60	OFH .. 89 L/R ◀ cm ▶ 45/60	OFH 90 89 ◀ cm ▶ 90	OFH 90 89 60 ◀ cm ▶ 90	OFH 60 89 FT L/R ◀ cm ▶ 60	
OAMW 60 89 L/R ◀ cm ▶ 60	MOE 90.. ◀ cm ▶ 90	MOE 105.. ◀ cm ▶ 105	MOE 120.. ◀ cm ▶ 120	KHS 90 ◀ cm ▶ 90	KHSG 90 ◀ cm ▶ 90	KHS 90 ZLP ◀ cm ▶ 90	KHSG 90 ZLP ◀ cm ▶ 90	KHL 120.. ◀ cm ▶ 120	KH.. ◀ cm ▶ 60/90	

Artikelübersicht (Kompaktauswahl als Planungshilfe)

												
KHG.. ◀ cm ▶ 60/90	EKH 105 ◀ cm ▶ 105x105	EKHPS L/R	EKHNRW.. ◀ cm ▶ 111,6	EOR 135 54.. ◀ cm ▶ 25,9x25,9	EOR 135 70.. ◀ cm ▶ 25,9x25,9	EOR 135 89.. ◀ cm ▶ 25,9x25,9	NRWEL 112.. ◀ cm ▶ 111,6	NRWEL 125.. ◀ cm ▶ 111,6	NRWEL 147.. ◀ cm ▶ 111,6			
												
ORNRW.. ◀ cm ▶ 80												
Jalousie- schränke												
		JO 54..JO 55..JO 56.. ◀ cm ▶ 45/50/60	JO 74..JO 75..JO 76.. ◀ cm ▶ 45/50/60	JO 84..JO 85..JO 86.. ◀ cm ▶ 45/50/60	JA 15..JA 16..JA 19.. ◀ cm ▶ 50/60/90	JA 21..JA 22..JA 23.. ◀ cm ▶ 50/60/90	JA 81..JA 82..JA 83.. ◀ cm ▶ 50/60/90	JA 35..JA 36..JA 39.. ◀ cm ▶ 50/60/90	JA 41..JA 42..JA 43.. ◀ cm ▶ 50/60/90			
												
JA 91..JA 92..JA 93.. ◀ cm ▶ 50/60/90	ASL 112.. ◀ cm ▶ 10	ASL 125.. ◀ cm ▶ 10	ASL 147.. ◀ cm ▶ 10									
Nischenregale, Nischenschränke 52 / 55 / 58 cm hoch												
		NR..52.. ◀ cm ▶ 30/40/45/50/60	NG..52.. ◀ cm ▶ 60/90	NR..55.. ◀ cm ▶ 30/40/45/50/60	NG..55.. ◀ cm ▶ 60/90	NR..58.. ◀ cm ▶ 30/40/45/50/60	NG..58.. ◀ cm ▶ 60/90					
Rollstuhl- freundliche Küchenplanung												
L/R = Türanschlag links/rechts		U3S..RF ◀ cm ▶ 30/40/45/50/60	USA..RF ◀ cm ▶ 30/40/45/50/60	SPU..RF ◀ cm ▶ 50/60/80/90/100	UBSK.. ◀ cm ▶ 30/40/45/50/60	UBSK.. ◀ cm ▶ 80/90/100/120	UBG.. ◀ cm ▶ 30/40/45/50/60	UBG.. ◀ cm ▶ 80/90/100	RCS4S.. ◀ cm ▶ 40/50			
												
RCS2SA.. ◀ cm ▶ 40/50	RCS2A.. ◀ cm ▶ 40/50	RCR 50 ◀ cm ▶ 50	HG 60 131 RF L/R ◀ cm ▶ 60	HVT..131 RF L/R ◀ cm ▶ 30/45/50/60	H 13131 RF L/R ◀ cm ▶ 60	H 13140 RF L/R ◀ cm ▶ 60	H 18429 RF L/R ◀ cm ▶ 60	H 18443 RF L/R ◀ cm ▶ 60	H 18440 RF L/R ◀ cm ▶ 60			

Artikelübersicht (Kompaktauswahl als Planungshilfe)

<p>Unterschrank-Zubehör</p>								
<p>Arbeitsplatten + Zubehör</p>								
<p>Nischen-Zubehör</p>								
<p>Oberschrank-Zubehör</p>	